

INSTALLATION GUIDE

Iso Card Installation Guide



Prd nr: 195100



Prd nr: 225000

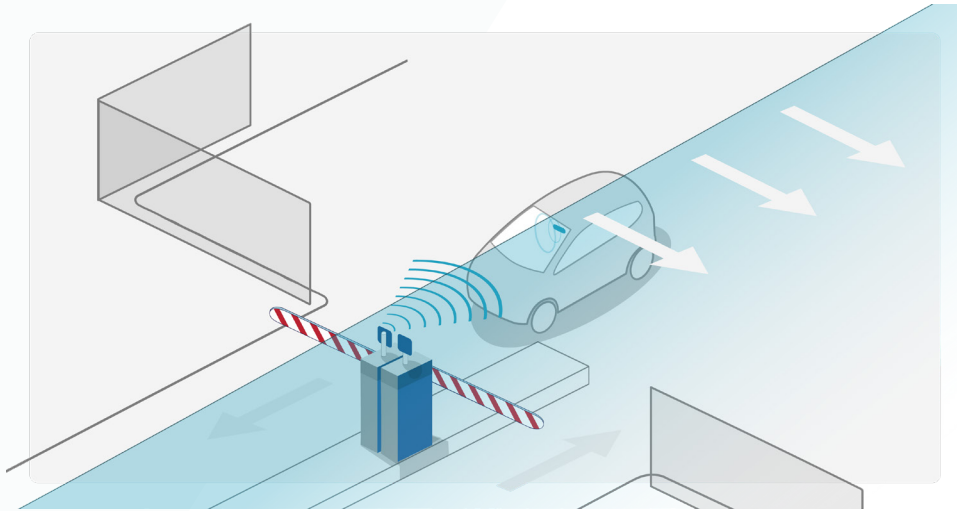
INSTALLATION GUIDE

About the identification Tag:

The TagMaster ISO Card UHF RAIN (product number: 225000) is designed to be used with TagMaster Long Range RFID Readers for access control and automatic vehicle identification applications. The ISO Card UHF RAIN is a long-time proven high-end choice for vehicle identification within parking and access control. Easy to use, highly reliable, can be read from both sides, and is licence-free worldwide as it is using the UHF frequency band. The tag is placed behind the windshield using an easily installed WinFix placeholder (product number: 195100).

INSTALLATION GUIDE

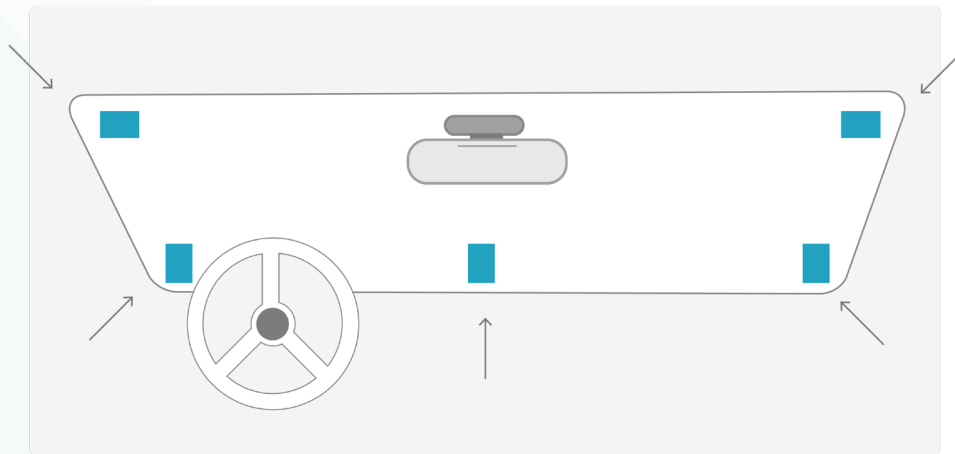
How to mount the Tag on your windshield:



1. Position of the reader

Place the Tag on the windshield, on the same side / as close to the reader as possible. If the reader is placed in a high position, place the Tag in the upper part of the windshield.

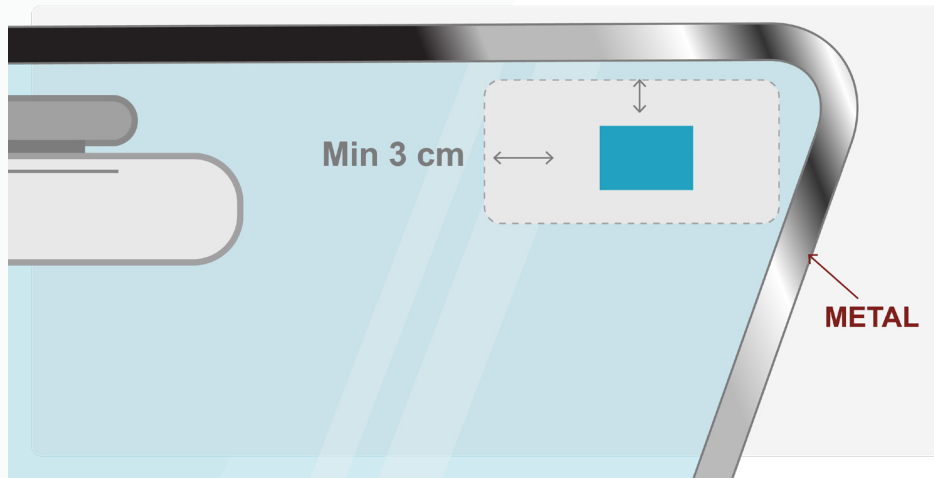
Do not place the Tag on the side windows.



2. Where to put the Tag

Suitable positions to mount the WinFix Classic placeholder.

INSTALLATION GUIDE



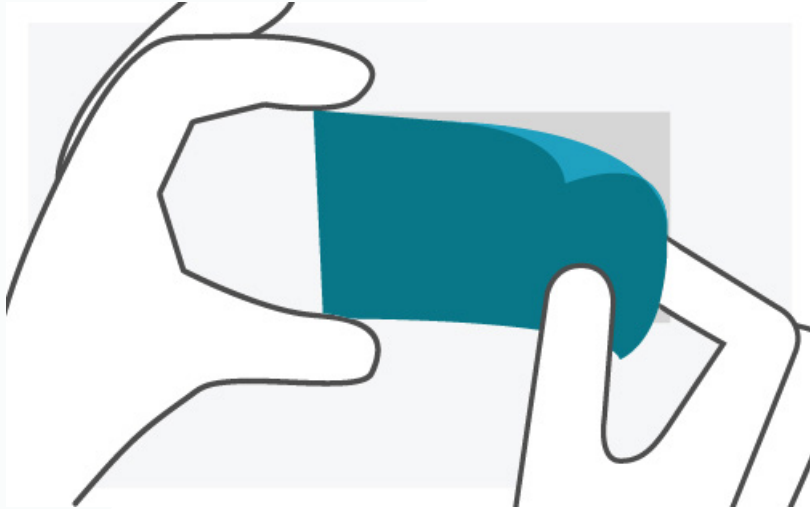
3. Distance from the edges

The WinFix Classic placeholder must have minimum 1 Inch or 3cm distance from the windshield edges. Tag performance will decrease if the holder is mounted close to metal or another RFID-tag.

4. Clean surface

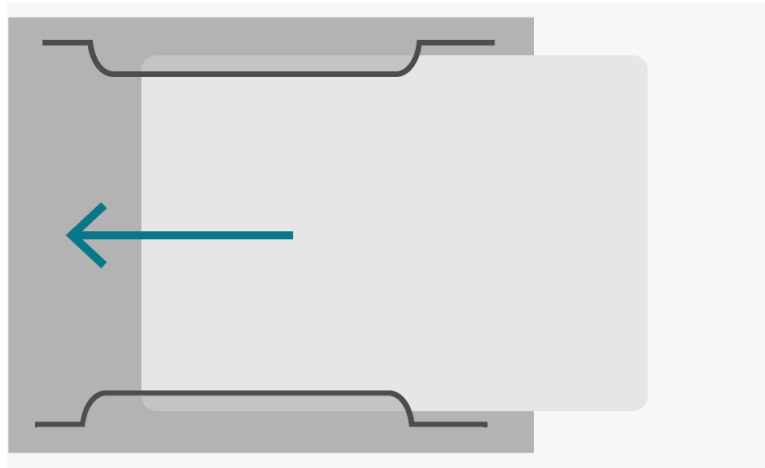
Make sure the surface is clean before applying the WinFix placeholder to the windshield glass

INSTALLATION GUIDE



5. Apply the WinFix holder carefully

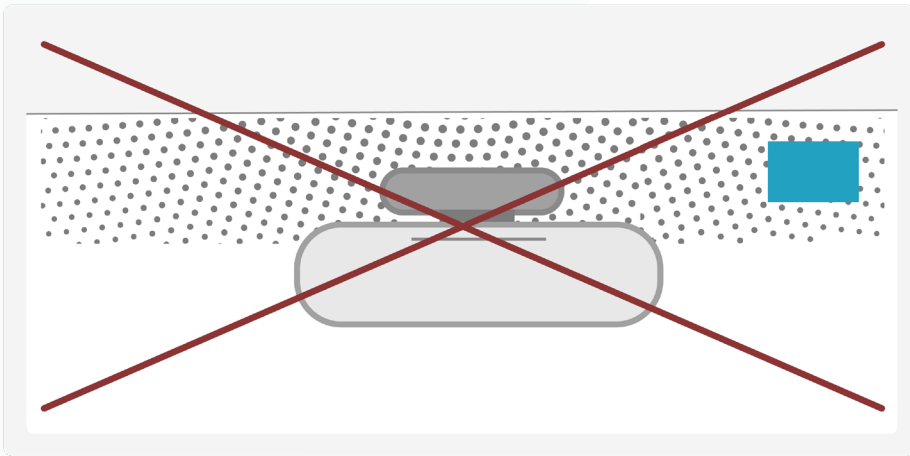
The ISO Card UHF RAIN can be read in any orientation, but make sure to leave enough room to insert the card in the WinFix placeholder.



6. Insert the card in the holder


The ISO Card UHF RAIN can be read in any orientation, but make sure to leave enough room to insert the card in the WinFix placeholder.

INSTALLATION GUIDE



7. Sunscreen and metal

- The Card will not work if it is placed behind the sunscreen at the top of the window.
- Do not put the Card on a third party sunscreen foil attached to the windshield from the inside.
- Do not mount the Card on metal surfaces or on painted surfaces, as they the paint can contain metal particles. Metal close to the Card impacts the read-range negatively.



8. About the ISO Card UHF RAIN

The Iso Card contains no battery and emits no radio signals, it only reflects a modulated response to a reader request.